

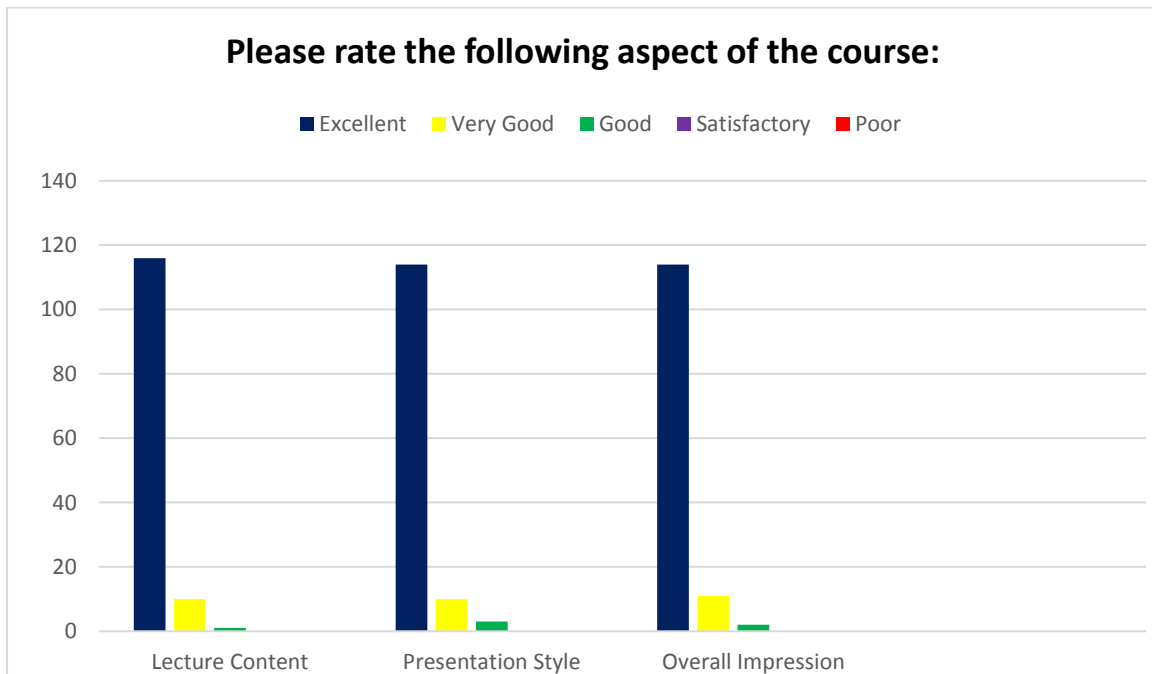


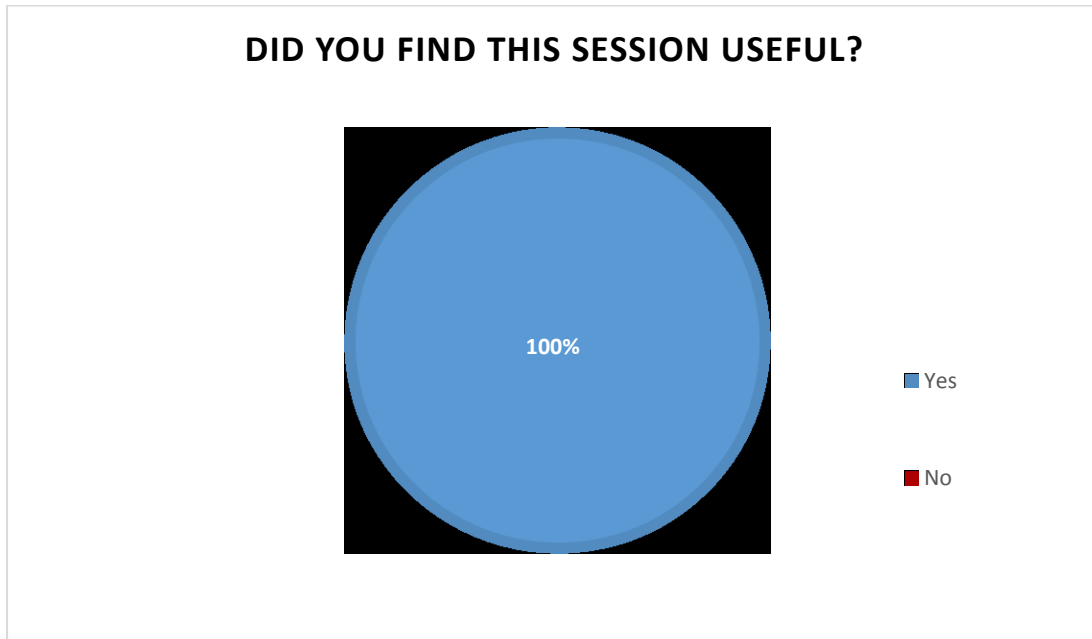
Summary Feedback

Basildon FRCR 2B A to ZEE Courses: Gynae & Obs Imaging For FRCR (28th August 2020) Delivered By: Dr Anjali Sujith

Summary Points:

- Gynae & Obs imaging for FRCR: 3 hour teaching time
- Total Attendees: 550
- Feedback received from participants of 13 Countries (including Bahamas, India, Egypt, Oman, Pakistan, UAE, Iraq, Kenya, Saudi Arabia, Malaysia, Nigeria, Yemen and UK).
- Total feedback received: 128 (UK: 39, Overseas: 89)

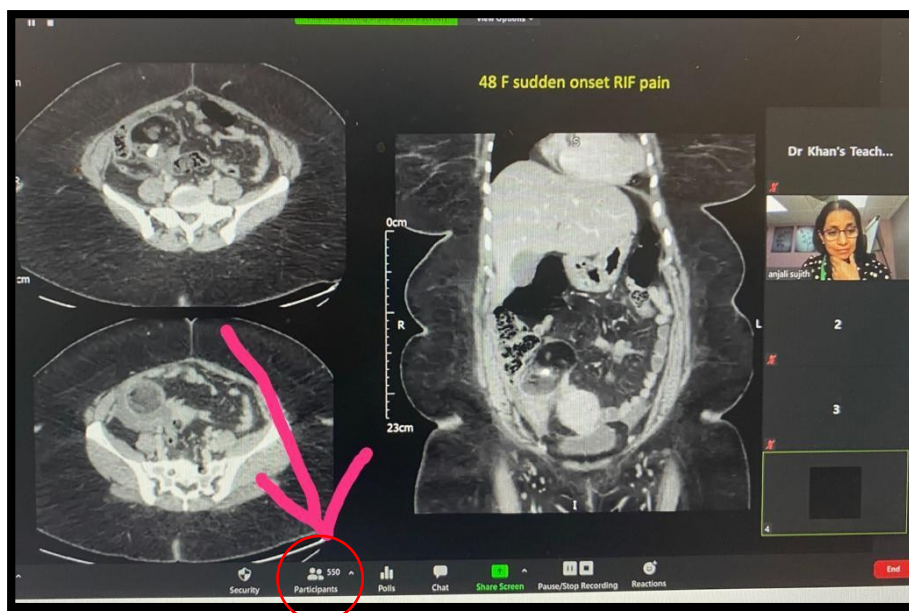




Testimonials

- Excellent speaker, excellent array of cases especially showcasing HSGs and the common pathologies. Today has been the first time I've seen so many HSGs and she makes it very easy to understand so thank you very much, Ma'am! (UK).
- Excellent session. Thank you so much Dr Anjali and Dr Khan. Looking forward to the next sessions (UK).
- Very well organised session with lovely cases and comprehensive description (Pakistan).
- Great talk. Very very fruitful. Excellent (Pakistan).
- Excellent teaching sessions. Thanks Dr Anjali Sujith. Thanks so much Dr Khan! (Pakistan).
- Excellent. Thanks Dr Anjali and sir Sami (Pakistan).
- God bless you....keep up the good work! (Pakistan).
- Very much needed topic. and very well explained.. thank u (Pakistan).
- Very beneficial (Saudi Arabia).
- Excellent (Pakistan).
- we can't thank you enough. May Allah bless all of you (UAE).
- Fantastic thank you (UK).
- She is an excellent teacher (UK).
- Excellent session. excellent tutor (UK).
- Really useful!! (UK).
- Thank you (India).
- Excellent teacher with clear explanation (Pakistan).
- Excellent (UK).
- Very helpful and conceptual (Pakistan).
- Thankyou. Very kind examiner (UK).
- Well done Dr Sujth !! This was very useful teaching session (UK).
- Very informative (Kenya).
- Excellent presentation (Pakistan).

- Excellent course (Saudi Arabia).
- Excellent (Saudi Arabia).
- Superb contribution by Dr Khan (UK).
- Great as always . Thank you (UK).
- Very comprehensive! (India).
- Nice presentation (Oman).
- Extremely useful. Excellent teaching (Saudi Arabia).
- Very interesting presentation style (UK).
- Presentation and teaching very good. Images very good (Kenya).
- Excellent (Bahamas).
- Amazing description by Dr Anjali (Pakistan).



=====XX=====XX=====